

DATASHEET

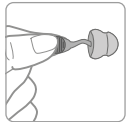
TWISTERS® EARPLUGS

PROTECTION AGAINST NOISE



Twisters® Cord 6441

CHARACTERISTICS



Easy insertion

Large handle for easy insertion & removal



Hygienic

No rolling necessary – plugs stay hygienic clean and can be used more than once



Comfortable

Easy in-ear fit adjustment due to unique multi-curved stem



Cord

Allows the plugs to be worn around the neck



100% PVC-free

All Moldex products and packaging are completely free from PVC

Twisters® Cord



Soft foam pod

Soft foam pod for a comfortable, snug seal

Twisters® Trio Cord



Washable

Plugs made of soft durable material – washable and hygienic



Soft

Soft and flexible flanges



PocketPak®

Comes with handy PocketPak® storage container



Twisters® Trio Cord 6451

ATTENUATION DATA

The Moldex range of hearing protection products passes the EN 352-2 minimum attenuation requirements set out in the table below.

Minimum attenuation requirement (dB) EN 352

Freq. (Hz)	63	125	250	500	1000	2000	4000	8000
APV _f (dB)	-	5.0	8.0	10.0	12.0	12.0	12.0	12.0

Twisters® Cord (6441)

Freq. (Hz)	63*	125	250	500	1000	2000	4000	8000
M _f (dB)	32.9	32.9	30.6	33.4	34.5	37.7	40.7	45.7
s _f (dB)	5.2	5.2	5.1	4.9	4.6	4.2	3.3	4.6
APV _f (dB)	27.7	27.7	25.5	28.5	29.9	33.5	37.4	41.1
Size: 10-14	H = 34 dB			M = 30 dB		L = 28 dB		SNR = 34 dB

*EN ISO 4869-2:1995. 125 Hz test values are used.

Twisters® Trio Cord (6451)

Freq. (Hz)	63	125	250	500	1000	2000	4000	8000
M _f (dB)	31.1	29.7	33.3	33.2	37.5	34.9	36.3	43.0
s _f (dB)	5.3	4.7	5.2	4.8	4.1	4.6	4.5	3.6
APV _f (dB)	25.7	25.0	28.1	28.4	33.4	30.4	31.7	39.4
Size: 8-12	H = 32 dB			M = 31 dB		L = 29 dB		SNR = 33 dB

M_f = Mean sound attenuation

s_f = Standard deviation

APV_f = Assumed protection value

Distributed by:

MATERIALS

Twisters® are made of the following materials:

Twisters® Cord (6441): PUR, PC, TPE

Twisters® Trio Cord (6451): PC, TPE



WEIGHT (PER PAIR)

Twisters® Cord: 2.5 g

without Cord: 1.3 g

Twisters® Trio Cord: 2.8 g

DATASHEET

TWISTERS® EARPLUGS

PROTECTION AGAINST NOISE



CERTIFICATION

The Moldex range of hearing protection products meet the requirements of EN 352 and are CE-marked in accordance with the requirements of EU regulation (EU)2016/425.

Responsible for type examination (Module B):

FIOH (0403) in Helsinki (Finland)

Responsible for monitoring of production (Module D):

IFA (0121) in St. Augustin (DE).

The products are manufactured in an ISO 9001 certified plant.

Information for the UK market: UKCA-marked in accordance with the requirements of PPE Regulation 2016/425 as brought into UK law and amended. Responsible for Module D surveillance: BSI-Assurance UK Ltd. (Identification number 0086), United Kingdom. UK Importer: Moldex/Metric AG & Co. KG · Unit 9, Glaisdale Point · Off Glaisdale Drive, Bilborough · Nottingham. NG8 4GP · Tel. +44 (0)115 985 4288 · info@uk.moldex-europe.com

TESTING

The earplugs of the Moldex Hearing Protection range have been tested to EN 352-2 and fulfil all requirements of the relevant categories.

Ignitability

The earplugs shall not ignite upon application of a heated rod, nor continue to glow after the removal of the heated rod.

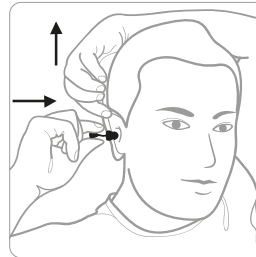
Construction

All parts of the earplugs are designed and manufactured so that they are not liable to cause physical damage to the wearer when fitted and used according to the instructions.

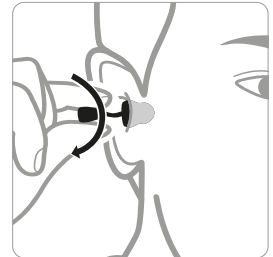
INSTRUCTION FOR USE

- The products must be used in accordance with the relevant national legislation.
- Warning: disregarding the instructions for use and fitting instructions for these products can affect the product efficiency in protecting against noise.
- The products should be stored in a cool, dry environment.
- The products may be adversely affected by direct contact with certain chemical substances (e.g. aromatic hydrocarbons).
- The products are reusable provided the hygiene of the product is maintained between each use. Clean with mild soap and water.
- Allow the plugs to fully dry after cleaning/disinfection.

INSTRUCTIONS FOR FITTING

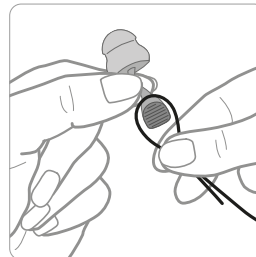


1. Reach above the head and pull the ear gently upwards. Slide the plug into the ear canal.

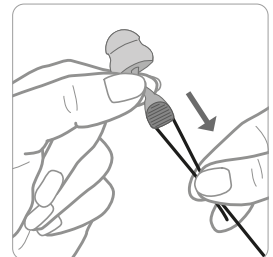


2. Rotate the plug slightly whilst inserting to find your fit.

TWISTERS® CORD ONLY



To attach cord, form a loop, position around groove at handle.



Pull down to lock in place.

Distributed by:



INFO

For help on selection and training please contact us. We offer a wide range of training packages and support material.

Moldex/Metric AG & Co. KG
Unit 9, Glaisdale Point
Off Glaisdale Drive, Bilborough
Nottingham. NG8 4GP

Tel.: +44 (0)115 985 4288
Fax: +44 (0)115 985 4211
www.moldex-europe.com
info@uk.moldex-europe.com