

DATASHEET

EARMUFFS

PROTECTION AGAINST NOISE



Earmuffs



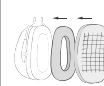
M4 6110
M5 6120
M6 6130

Helmet mounted earmuffs



MX-7 6140

Hygiene Kit



6115 M4
6135 M5, M6, MX-7

CHARACTERISTICS

The Moldex "M Series" earmuffs are ideal to protect from intermittent noise – or for those who cannot achieve a safe and comfortable fit with earplugs. All Moldex hearing products have been designed with the user in mind. High levels of comfort have been engineered into the products without compromising on protection.



100% PVC-Free

All Moldex products and packaging are completely free from PVC.

CERTIFICATION

The Moldex range of hearing protection products meet the requirements of EN 352 and are CE-marked in accordance with the requirements of EU regulation (EU)2016/425.

Responsible for type examination (Module B):

FIOH (0403) in Helsinki (Finland)

Responsible for monitoring of production (Module D):

IFA (0121) in St. Augustin (DE).

The products are manufactured in an ISO 9001 certified plant.

Information for the UK market: UKCA-marked in accordance with the requirements of PPE Regulation 2016/425 as brought into UK law and amended. Responsible for Module D surveillance: BSI-Assurance UK Ltd. (Identification number 0086), United Kingdom. UK Importer: Moldex/Metric AG & Co. KG · Unit 9, Glaisdale Point · Off Glaisdale Drive, Bilborough · Nottingham · NG8 4GP · Tel. +44 (0)115 985 4288 · info@uk.moldex-europe.com

ATTENUATION DATA

The Moldex range of hearing protection products passes the EN 352 minimum attenuation requirements. The tables below show the full attenuation data for Moldex products.

Minimum attenuation requirement (dB) EN 352

Freq. (Hz)	63	125	250	500	1000	2000	4000	8000
APV _f (dB)	-	5.0	8.0	10.0	12.0	12.0	12.0	12.0

M4 (6110)

Freq. (Hz)	63*	125	250	500	1000	2000	4000	8000
M _f (dB)	16.0	16.0	20.4	29.3	33.0	38.8	35.9	36.9
s _f (dB)	2.7	2.7	2.7	2.9	2.4	2.6	3.4	3.2
APV _f (dB)	13.3	13.3	17.7	26.4	30.6	36.2	32.5	33.7
Size: S/M/L	H = 34 dB M = 27 dB L = 20 dB SNR = 30 dB							

M5 (6120)

Freq. (Hz)	63*	125	250	500	1000	2000	4000	8000
M _f (dB)	20.7	20.7	23.8	32.5	38.9	41.2	42.9	42.9
s _f (dB)	3.0	3.0	3.2	3.3	3.1	2.7	3.3	3.6
APV _f (dB)	17.7	17.7	20.6	29.2	35.8	38.5	39.6	39.3
Size: S/M/L	H = 39 dB M = 31 dB L = 23 dB SNR = 34 dB							

M6 (6130)

Freq. (Hz)	63*	125	250	500	1000	2000	4000	8000
M _f (dB)	21.3	21.3	25.0	33.9	39.5	42.1	43.7	41.7
s _f (dB)	2.3	2.3	2.7	3.3	3.7	3.4	3.5	2.9
APV _f (dB)	19.0	19.0	22.3	30.6	35.8	38.7	40.2	38.8
Size: S/M/L	H = 39 dB M = 32 dB L = 25 dB SNR = 35 dB							

MX-7 Helmet mounted earmuffs (6140)

Freq. (Hz)	63	125	250	500	1000	2000	4000	8000
M _f (dB)	20.8	16.6	22.7	28.9	36.2	36.2	40.9	36.0
s _f (dB)	2.8	2.7	2.5	2.4	2.4	3.6	3.4	3.0
APV _f (dB)	18.0	13.9	20.2	26.5	33.8	32.6	37.5	33.0
Size: S/M/L	H = 34 dB M = 29 dB L = 21 dB SNR = 31 dB							

*EN ISO 4869-2:1995. 125 Hz test values are used.

MATERIALS

Cup:	ABS
Cup foam insert:	Polyurethane
Cushion:	TPE film, Polyurethane
Cup yoke:	POM
Head band:	TPE, stainless steel
Head band cushion:	EVA
Helmet adapter:	POM

Distributed by:



WEIGHT

M4 (6110):	260 g	M5 (6120):	310 g
M6 (6130):	355 g	MX-7 (6140):	340 g

DATASHEET

EARMUFFS

PROTECTION AGAINST NOISE



INSTRUCTIONS FOR USE

Fitting M4, M5, M6

M4/M5/M6 Adjust cups [Pic. 1]; Position headband in the middle of head, cups need to cover the ears [Pic. 2]; Size adjustment: pull headband down [Pic. 3]

Fitting MX-7

Insert adapter into hard hat slot until it snaps into place; Pull cups down; Put hard hat on head [Pic. 5] **Usage position** Press against arm until cup clicks against side of head [Pic. 6]. Cups must enclose ear and seal tightly against head. Adjust position of each cup on wire until you have a tight and comfortable fit [Pic. 7]. Ensure that the cups are not in contact with the edge of hard hat or hat suspension. For best results remove all hair from under cushions. **Stand-by position** Pull cup away from ear until it clicks [Pic. 5] **Parking Position** Cups can be rotated onto the hat for storage [Pic. 8] **Storage and cleaning** Avoid heat, moisture and direct sunlight for storage. Wipe clean with warm water and neutral cleaning agent; disinfect with standard disinfectant products.

Maintenance

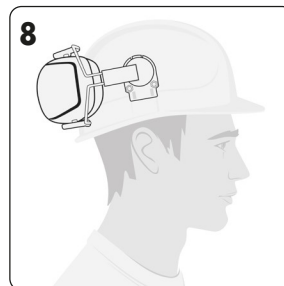
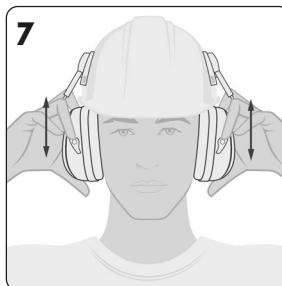
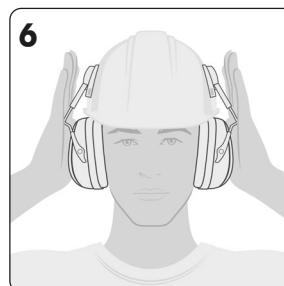
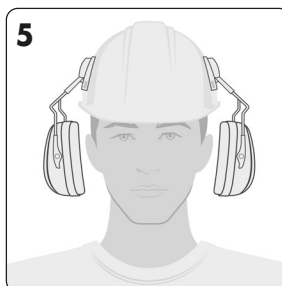
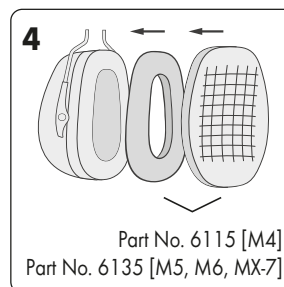
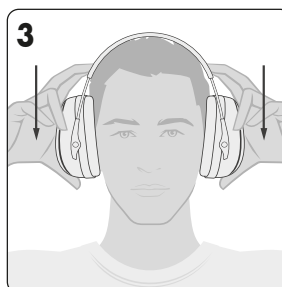
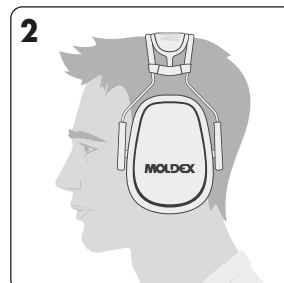
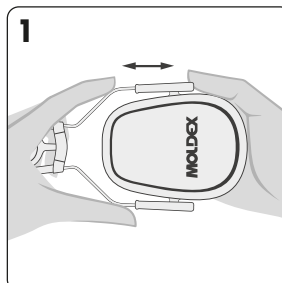
Replace foam inserts and cushions (Part No. 6115 [M4], 6135 [M5, M6, MX-7]) at least twice a year for hygiene and safety. Place the glossy side of the foam against the cup. [Pic. 4].

Important information

- Wear hearing protection at all times in noisy environments.
- This product may be adversely affected by certain chemical substances – seek further information from the manufacturer.
- Fitting of hygiene covers may affect the performance of the product.
- Earmuffs, and in particular cushions, may deteriorate with use. Examine at frequent intervals for cracking and leakage.
- The headband is made of steel and TPE, the cushions of TPE and PU foam, the MX-7 helmet adapter of POM.

Warning

- The Earmuffs must be fitted, adjusted, cleaned and maintained according with these instructions.
- If instructions are not followed the protection provided by the muffs will be severely impaired.
- Helmet mounted earmuffs must be used with the approved helmet combination.



INFO

For help on selection and training please contact us.
We offer a wide range of training packages and support material.

Moldex/Metric AG & Co. KG
Unit 9, Glaisdale Point
Off Glaisdale Drive, Bilborough
Nottingham. NG8 4GP

Tel.: +44 (0)115 985 4288
Fax: +44 (0)115 985 4211
www.moldex-europe.com
info@uk.moldex-europe.com

Distributed by:

